


## » PHA-MB-KIT

High-performance Mounting Bracket Kit

### Mounting Bracket PHA Kit

This kit is ideal for mounting PHA speakers to walls. Two mounting brackets will be used to attach onto the back of your PHA speaker. Then the speaker will be affixed to installed wall brackets. This mounting kit allows your PHA speaker to cover a large amount of area covered by walls. The PHA speakers can be mounted horizontally or vertically, based on the user's choice. A total of 4 brackets will be used.



PHA Speaker mounted horizontally



#### Feature & Benefits:

- Reduces installation labor costs
- Very quick and easy to install
- Easy to customize/reconfigure
- Retrofit friendly

#### Specifications:

Dimensions (WxHxD): 1" x 0.9" x 0.25"  
 Weight: 1.2 ounces (0.3 ounces per bracket)  
 Finish: Silver, (Black, White etc. custom)  
 Grille: Galvanized Steel

PHA Speaker mounted vertically



#### Applications:

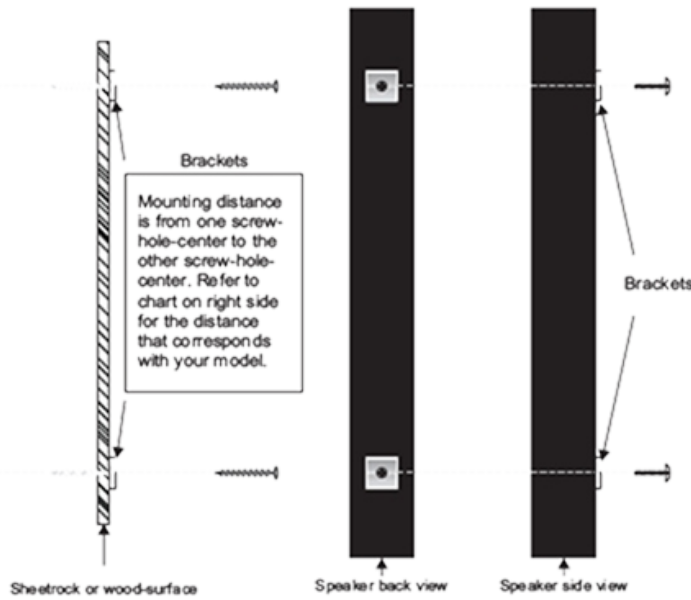
- Closed offices, Open offices
- Medical & Secure facilities, Walls, Windows
- HealthCare waiting areas, POP displays
- Collaborative educational spaces
- Applications in hotels, fitness clubs, restaurants, theme parks, shopping malls, grocery stores, retail, entertainment, etc.

\*US and International patents pending

**TO PLACE an ORDER or for QUESTIONS,**  
**Emails Us: [sales@pragmatic1.com](mailto:sales@pragmatic1.com), Call Us: (408) 748-1100 or Fax Us: (408) 663-9783**

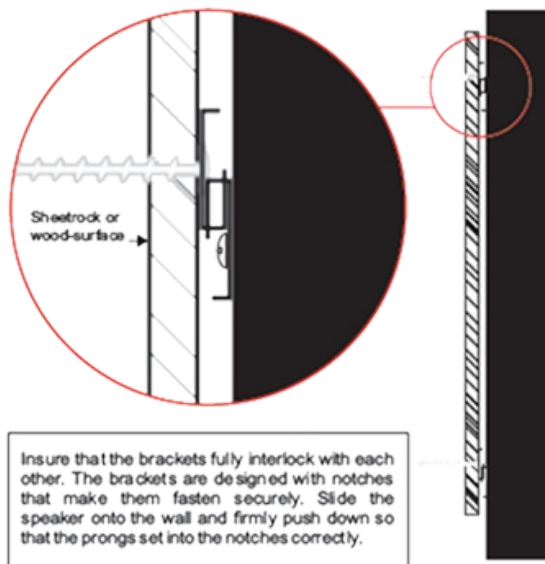
# Installation Guide

**STEP #1** - Install wall brackets with appropriate distance applied.



Mounting Information (from screw-hole-center to screw-hole-center):	
Model	Distance
PHA-4	7-7/16"
PHA-8	13-11/16"
PHA-16	20-1/16"
PHA-25	37-3/16"

**STEP #2** - Mount speaker with brackets to installed wall brackets.



**TO PLACE an ORDER or for QUESTIONS,**  
**Emails Us: [sales@pragmatic1.com](mailto:sales@pragmatic1.com), Call Us: (408) 748-1100 or Fax Us: (408) 663-9783**